



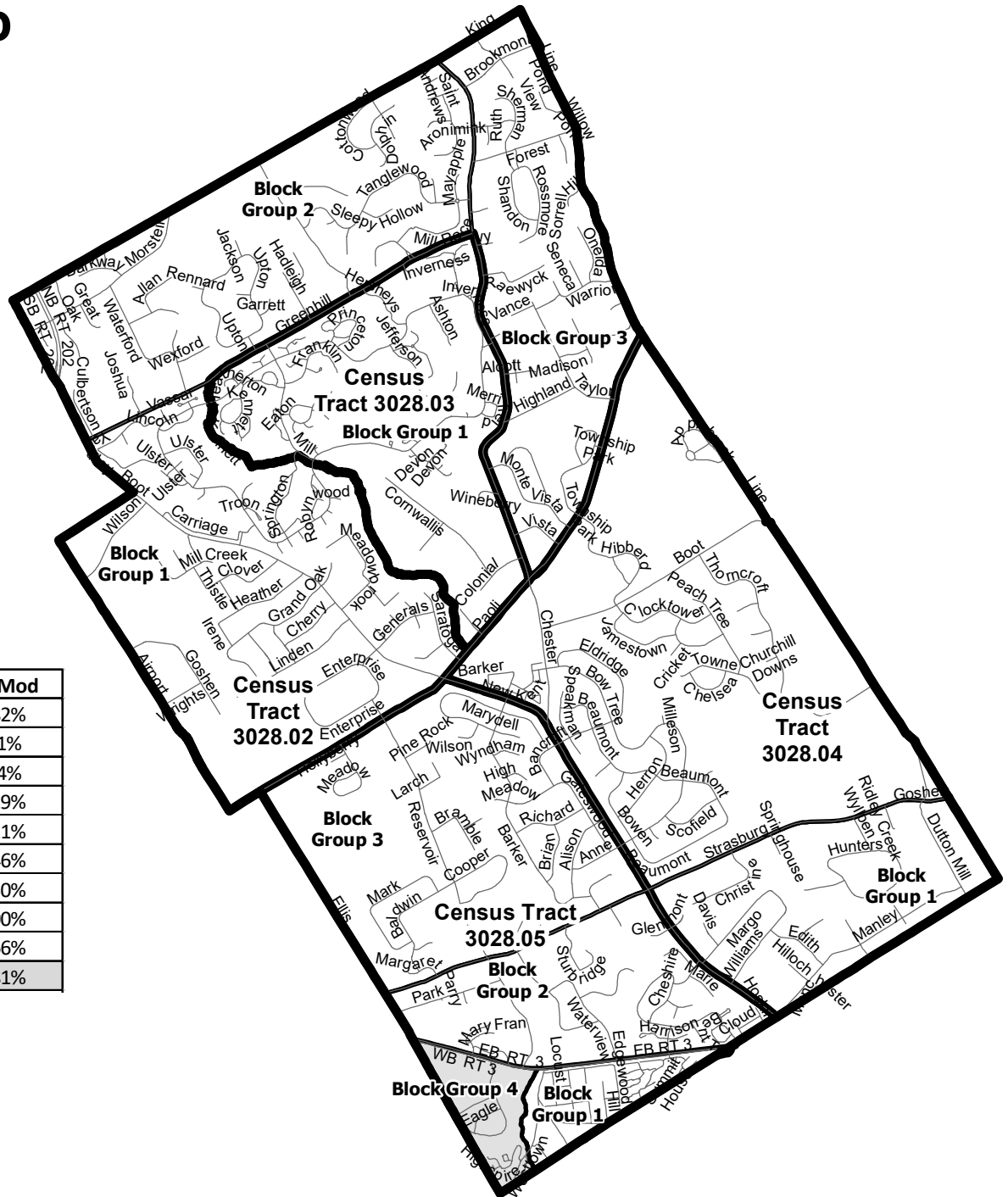



# East Goshen Township

## Legend

-  Roads
-  Census Tract 2010
- Block Groups 2010**
- CDBG Eligibility**
-  Not Eligible
-  Eligible



Census Tract	Block Group	# Persons	# Low/Mod	% Low/Mod
302802	1	2200	700	31.82%
302802	2	1525	55	3.61%
302802	3	1260	100	7.94%
302803	1	1930	795	41.19%
302804	1	580	210	36.21%
302804	2	3315	645	19.46%
302805	1	1595	630	39.50%
302805	2	1750	560	32.00%
302805	3	1940	265	13.66%
302805	4	2075	1075	51.81%



Source: HUD Low/Moderate Income Summary Data, Effective April 1, 2019  
(based on U.S. Census American Community Survey 5 Year Estimates, 2011-2015)